


W.H.S.A.

The Waler Horse Society of Australia Inc.

ARBN 088 999 624
 Organisation No: A0016480



Office use only	
Date received:	
Date paid:	
Receipt No.:	
WWSA ID No.:	

APPLICATION FOR WALER HORSE TRANSFER/UPDATE

Please read carefully & fill in all questions

I wish to transfer/update my WWSA registration, fee enclosed

New Owner name: _____ Member No: _____
 Address: _____ State: _____ Post Code: _____
 Telephone: () _____ Fax: () _____ E-mail: _____

Breeder/Previous Owner: _____ Member No: _____
 Address: _____ State: _____ Post Code: _____
 Telephone: () _____ Fax: () _____ E-mail: _____

NAME AND DESCRIPTION OF HORSE APPLYING FOR TRANSFER/UPDATE

Name of Horse: _____ Reg. no.: _____
 Height (measured HH or cm): _____ DOB: _____ Gender: stallion / mare / gelding
 Sire: _____ Breed: _____ Reg. no.: _____
 Dam: _____ Breed: _____ Reg. no.: _____
 Body colour/markings: _____ Head: _____ Mane/tail: _____
 N/S foreleg: _____
 N/S hind leg: _____
 O/S foreleg: _____
 O/S hind leg: _____
 Brands: YES () NO () N/S: _____ O/S: _____ Other: _____

Additional information: _____

Note:
*Transfer applications are to be accompanied with fee of \$10.00.
 Updates are to be accompanied with a fee of \$5.00.
 Enclose all original papers/certificates with application.
 Ensure all changes are present to as to have all new registration papers correct, including scars etc.
 Copy of vet certificate for proof of gelding/major changes to horse.*

Method of payment includes: (please tick)
 cheques/money order payable to:
 Waler Horse Society of Australia
 direct deposit: Waler Horse Society of Australia
 BSB: 033093
 Account: 950443
Ref: your surname and initial. Please include a copy of your electronic transaction receipt with your application via post or email.

I agree to abide by the Rules and Directives of the Society.

Signed (owner): _____ Date: __ / __ / ____

**Please return application form with fees to WWSA:
 PO Box 704, Tamworth, NSW 2340 OR studbook@walerhorse.com**

Please mark all whorls, scars and brands clearly.



= hatched white markings
if the hoof is white, hatch



= whorl



= feathered whorl



= bordering



= muscle indentation (Prophet's Thumb Mark)



= scar



= flesh marks and coloured spots on legs



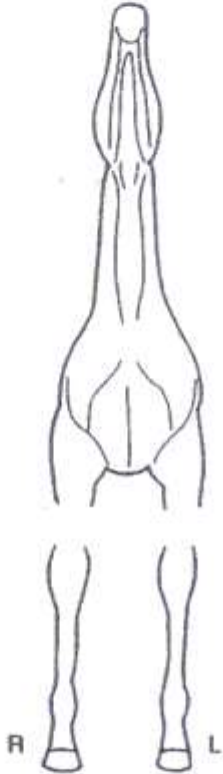
= ticking



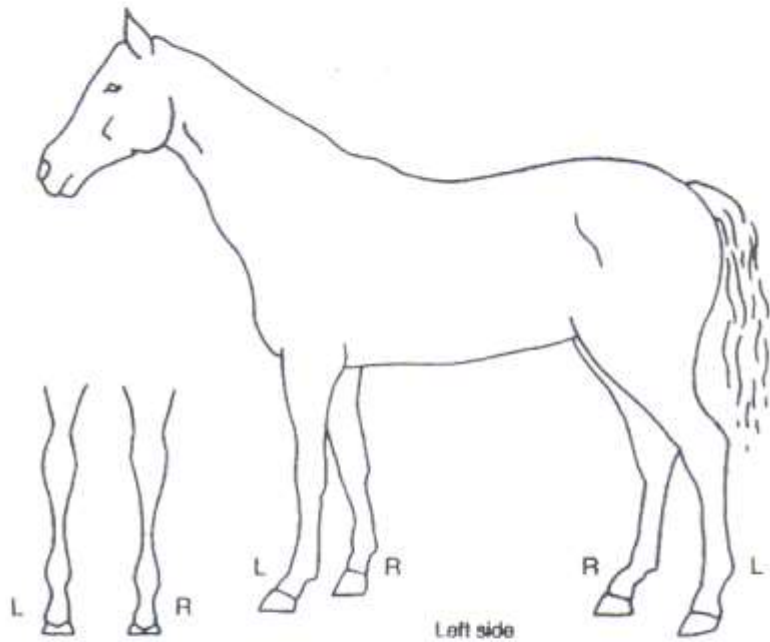
= coloured marking on body
(not shaded)



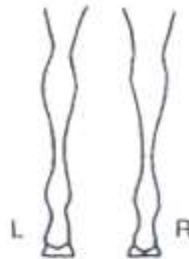
Head and muzzle



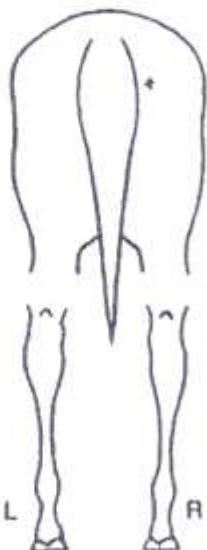
Front aspect



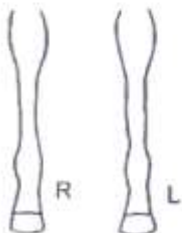
Left side



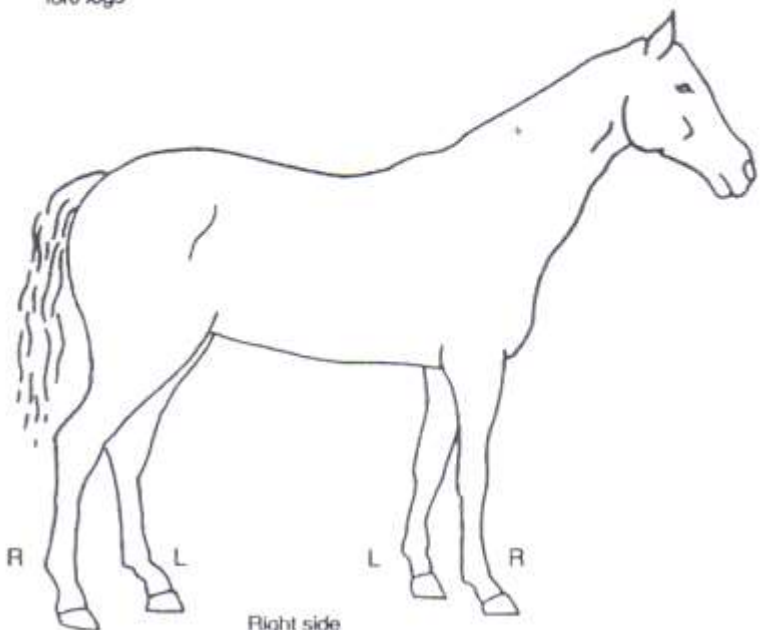
Rear aspect
fore legs



Rear aspect



Front aspect,
hind legs.



Right side